

Fenworks Pro Draft Procedure:

Contents:

What is ProDraft?: Pg. 1-2

How to Use ProDraft : Pg. 3-4



What is Pro Draft?:

Pro Draft is an online tool developed by Riot Games that mimics the tournament draft mode within League of Legends. Pro Draft is beneficial for Fenworks because it allows for a more fair draft for teams who don't own as many champions as their opponent.

This gives teams the opportunity to draft wanted champions with earlier picks, since they're unlocked for everyone in this tool, to be later traded with a teammate.

How to Use Pro Draft:

In Fenworks, the home team will setup the draft within Pro Draft by following these steps:

1. Go to <http://prodraft.leagueoflegends.com> and confirm it looks like the image below.

A screenshot of the Pro Draft setup screen. The URL 'http://prodraft.leagueoflegends.com' is displayed at the top. Below the URL is the League of Legends logo. The screen contains four input fields: 'BLUE TEAM NAME' (with a blue bar), 'RED TEAM NAME' (with a red bar), 'MATCH NAME' (with a black bar), and 'LOCALE' (with a dropdown menu showing 'English'). A 'CONFIRM' button is located at the bottom center.

2. Input the correct information on each line and then click Confirm at the bottom of the screen.
 - a. BLUE: Left side of lobby/Team A

- b. RED: Right side of lobby/Team B
- c. Match Name: Include which week it is and both of the teams participating
- d. Locale: Must stay in english

BLUE TEAM NAME
Home Team

RED TEAM NAME
Away Team

MATCH NAME
Week 1: Home vs Away

LOCALE
English

CONFIRM

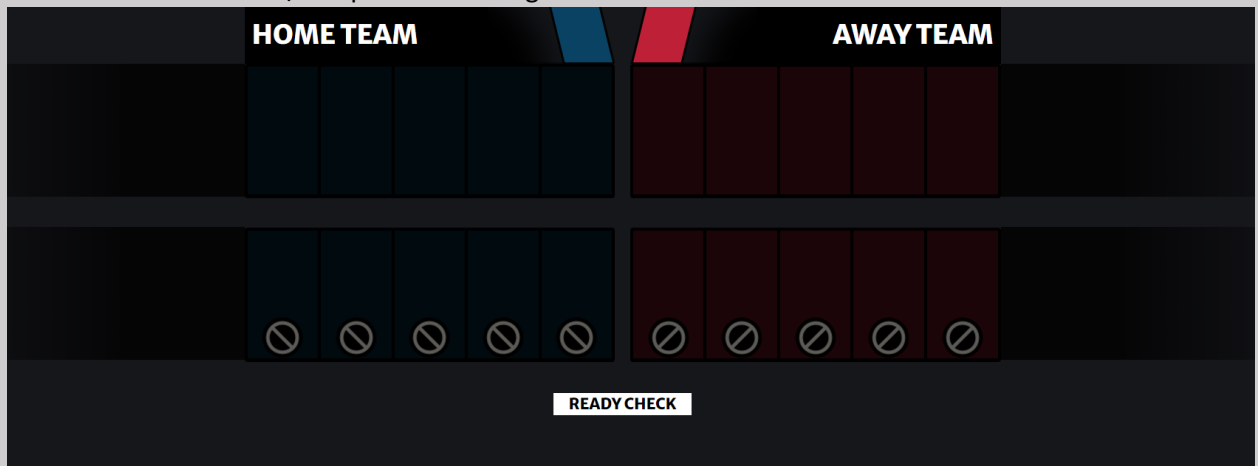
3. Three links will be shown after clicking confirm. The Blue and Red links correlate with what was inputted on the screen before and will have the team names next to the link in that color (pictured below). The third link is for spectators and may only be used by coaches or admin. Even if the spectator link isn't used, keep it handy just in case there's a match dispute. The link can be used at a later time by the admin.

PICK & BAN LINK HOME TEAM
<http://prodraft.leagueoflegends.com/?draft=4c91c8e0-3838-11ed-a133-35fd7f0bac>

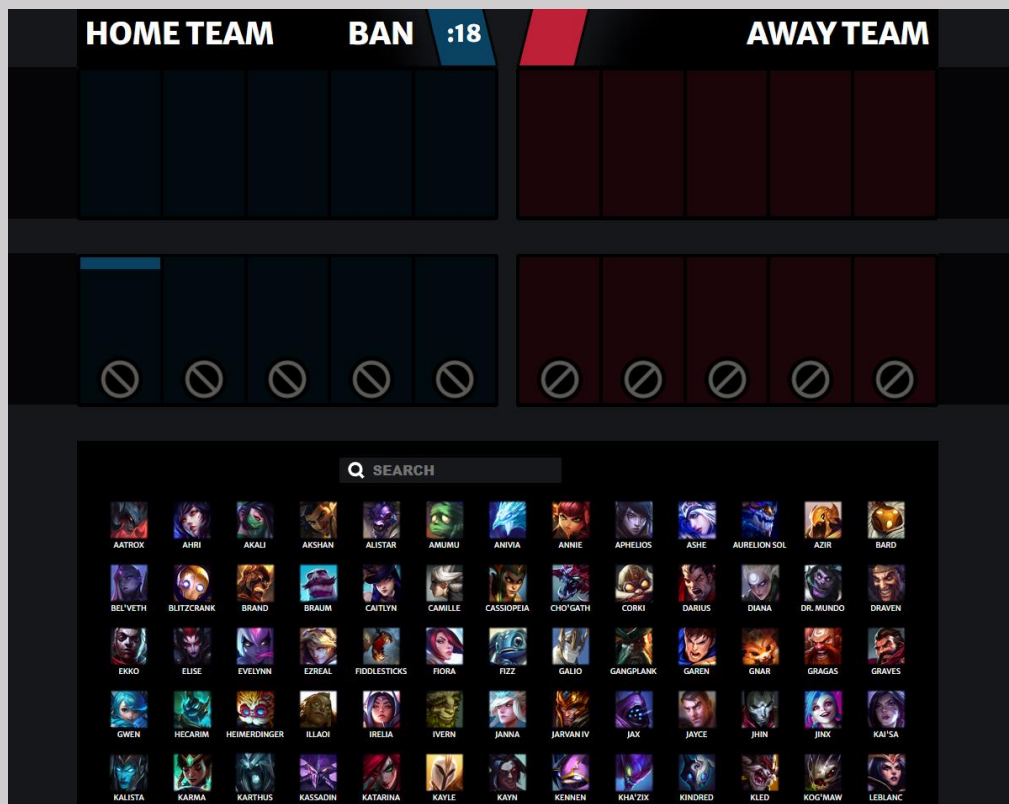
PICK & BAN LINK AWAY TEAM
<http://prodraft.leagueoflegends.com/?draft=4c91c8e0-3838-11ed-a133-35fd7f0bac>

SPECTATOR LINK
<http://prodraft.leagueoflegends.com/?draft=4c91c8e0-3838-11ed-a133-35fd7f0bac>

- Share the correct link with the opposing team. The link will bring them directly to the draft page and only one representative from each team needs to do the drafting.
- The separate links will take each captain to this page and both of them will need to click “Ready Check” before the draft/ban process will begin.



- Once ready, both teams will have identical screens displayed (shown below). The 30 second timer will begin right away for the Blue team. Each pick/ban receives a 30 second timer.



- The draft will proceed as follows: Blue = A , Red = B

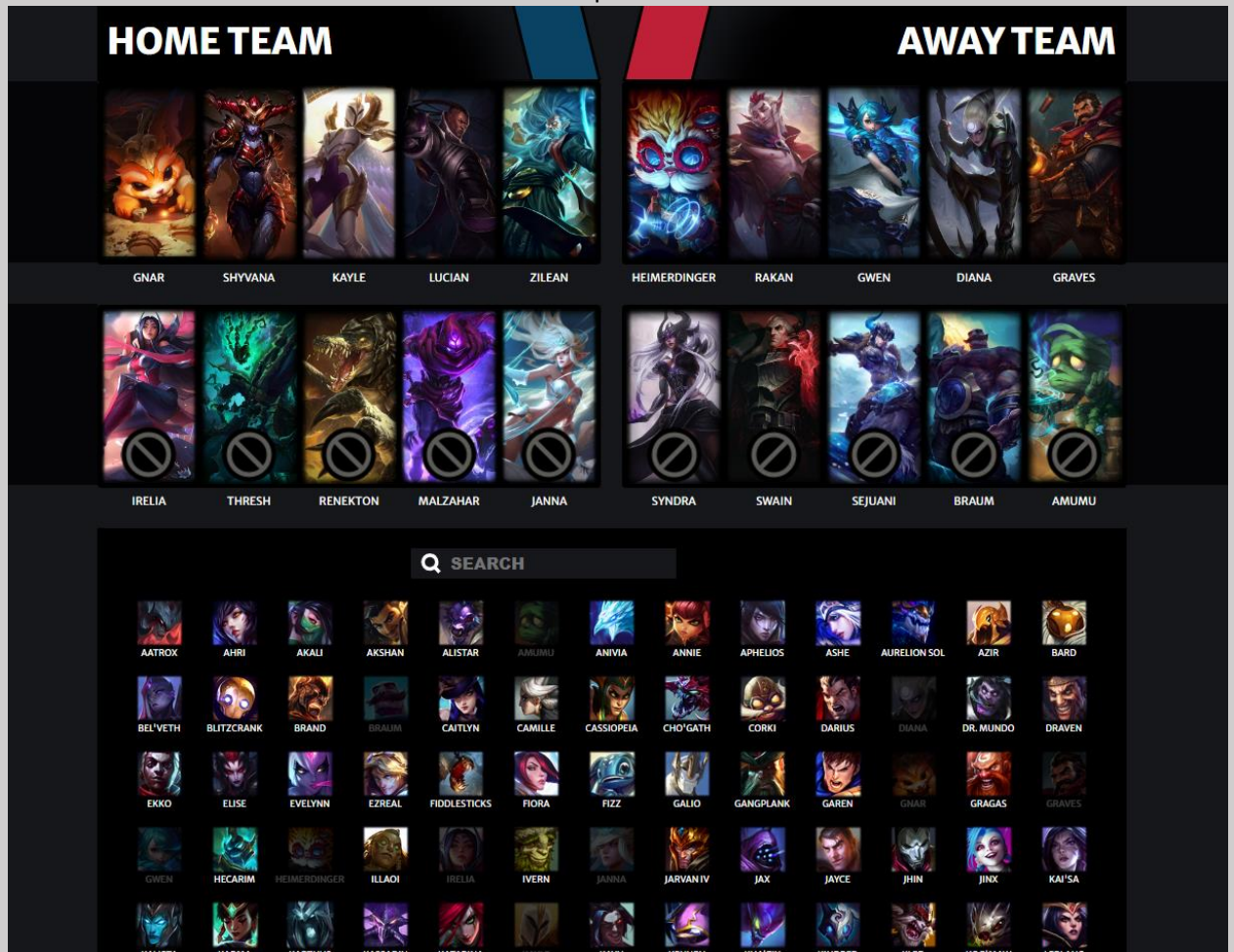
1st Bans: ABABAB

1st Picks: ABBAAB

2nd Bans: BABA

2nd Picks: BAAB

8. Teams will ban and pick champions following the layout listed above for the entire draft. At the end of the draft your pick/bans should be filled with champions (pictured below) and this is when the draft is complete in Pro Draft.



9. When you have completed the Pro Draft, you will go back into League of Legends and must select the champions your team drafted. Switching to characters not drafted is considered a form of cheating.